

Rechargeable Camping Lantern

RC-LB-01

User Manual

Rechargeable camping lantern is not only a fashion lantern but also a power bank with li-ion battery inside . It can be hanged up on the tent or be put horizontally on the desk as a reading light. It also can be used as emergency power source when electricity cut off . There is no doubt that it is the best solution for camping !

Products Content

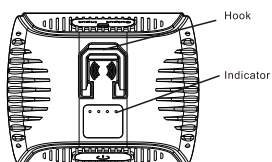
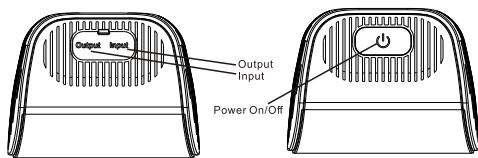


USB CABLE

Product Descriptions

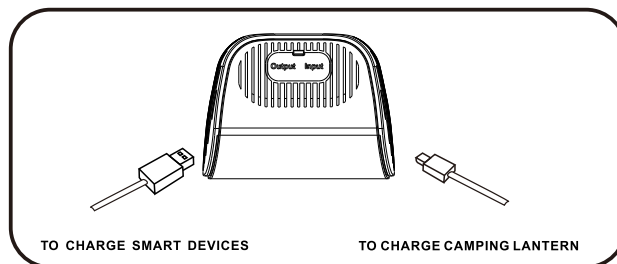
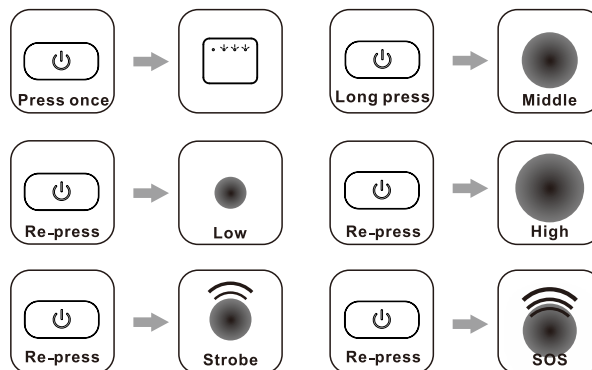
LED Life span : 50000 hours
Capacity: 4000mAh
Input: 5V/1A
Output: 5V/1A
Dimension: 88x70x69mm

Instruction:



How to USE

1. Press once , the LED indicator turns on .
2. Long press for 1.5 seconds, the camping lights turns on and at the middle light mode .
3. You could shift the light mode from one to another just by pressing ON/OFF button one time :
Press (LED indicator on)---Long press (Middle Light)---Press (Low Light)---Press(High Light)---Press(Strobe Model)---Press (SOS)---Long press (camping light off)
4. Long press controls the camping light on and off.



Notice:

1. Don't stare at LED light directly, or it will hurt your eyes.
2. In order to assure the using life of the battery and its mechanical parts, please charge it at least once half a year.
3. Do not place this product under high temperature and high humidity environment.
Do not drop or hit this product
4. Do not use this product at temperature higher than 50°C or lower than -20°C. Otherwise , the LED light lifespan and the battery life will reduce greatly.
5. Do not touch the light directly when the light works for a long time.
6. Keep out of reach of children.

Warning :

1. Do not let the product get closed to the electronic medical apparatus or closed to the people who with pacemaker or other medical devices.

RoHS **FC** **CE** **CE** **Recycle**

We reserve the right to explain the terms of this product.